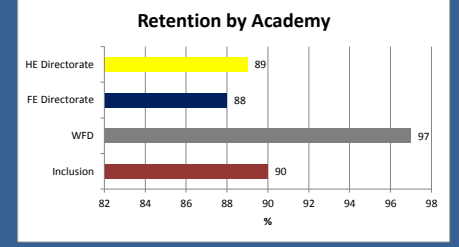
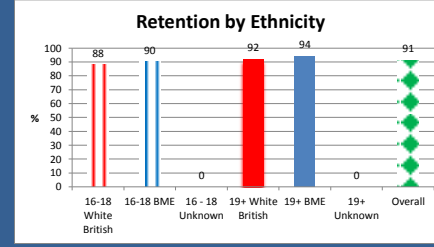
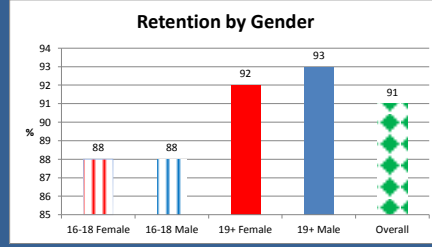


In-Year Participation by Academy (2014/15)

Academy	Gender		Disability			Ethnicity		
	M	F	Yes	No	Unk	White	BME	Unk
Inclusion	62%	38%	24%	76%	0.36%	75%	25%	0%
WFD	62%	38%	15%	85%	0.27%	87%	13%	0%
FE Directorate	47%	53%	25%	75%	0.18%	92%	8%	0%
HE Directorate	72%	28%	15%	85%	0.12%	94%	6%	0%



Source: Agent

Source: ProAchieve LR Multi Year Summary (excluding Key and Functional skills). Summary Data: 107019 - 10/11 to 14/15.

Data Produced: 14 December 2015