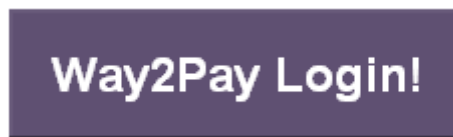



Doncaster College Cashless System via (Way2Pay)

Create a guest account

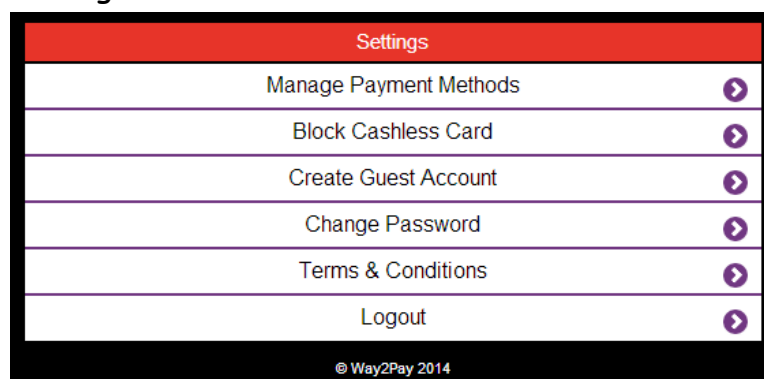
1. Logon to the way2pay cashless system



2. Click on Settings

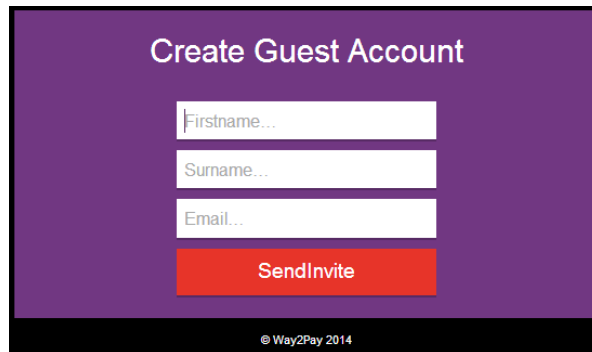


3. Click on Create guest account



Doncaster College Cashless System via (Way2Pay)

4. Enter the details of the person you want to create an account for



The screenshot shows a purple-themed web form titled "Create Guest Account". It contains three input fields: "Firstname...", "Surname...", and "Email...". Below these fields is a red button labeled "SendInvite". At the bottom of the form, there is a small copyright notice: "© Way2Pay 2014".

5. Click on Sendinvite