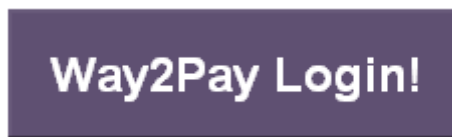



# Doncaster College Cashless System via (Way2Pay)

## Change password

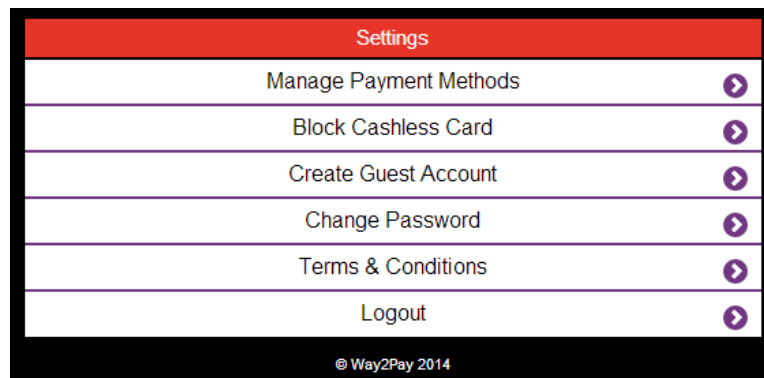
1. Logon to the way2pay cashless system



2. Click on Settings



3. Click on Change Password



# Doncaster College Cashless System via (Way2Pay)

4. Enter the your old password and then your new password twice and click update



The screenshot shows a web form titled "Update Password" with a red header bar. The form has a purple background and contains three white input fields stacked vertically: "Current Password...", "New Password...", and "Repeat New Password...". Below these fields is a red "Update" button. At the bottom of the form, there is a small copyright notice: "© Way2Pay 2014".