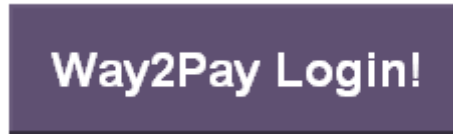


Doncaster College Cashless System via (Way2Pay)

Register a card on the cashless system

1. Logon to the way2pay cashless system



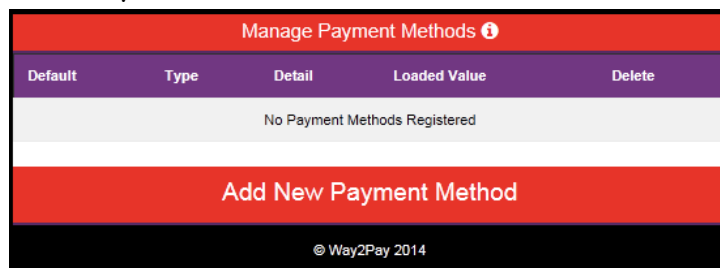
2. From the home page



3. Click on Secure Top Up

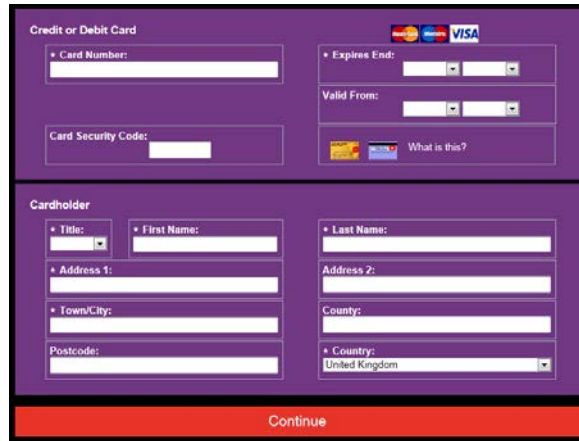


4. Click on Add New Payment Method



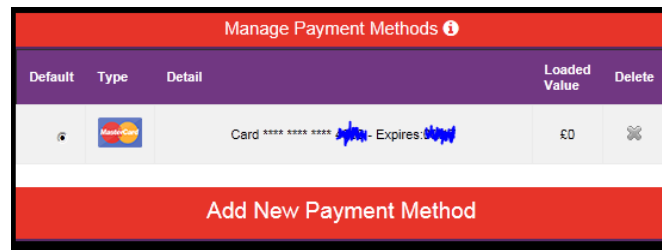
Doncaster College Cashless System via (Way2Pay)

5. Complete the form below and click continue



The screenshot shows a registration form for a credit or debit card. The form is divided into two main sections: 'Credit or Debit Card' and 'Cardholder'. The 'Credit or Debit Card' section includes fields for Card Number, Card Security Code, Expires End, Valid From, and a 'What is this?' link. The 'Cardholder' section includes fields for Title, First Name, Last Name, Address 1, Address 2, Town/City, Postcode, and Country (set to United Kingdom). A red 'Continue' button is located at the bottom of the form.

6. Your card will then be registered on the system



The screenshot shows the 'Manage Payment Methods' screen. It features a table with columns for Default, Type, Detail, Loaded Value, and Delete. A single row is visible, representing a registered Mastercard. Below the table is a red button labeled 'Add New Payment Method'.

Default	Type	Detail	Loaded Value	Delete
<input checked="" type="checkbox"/>	MasterCard	Card **** * - Expires: 12/14 - 12/15	£0	

7. Click Home button

